



DESCRIPTION

Silicon epitaxial planar.

The RB521S-30 is available in SOD-523 package.

ORDERING INFORMATION

Package Type	Part Number
SOD-523	RB521S-30
Note	3,000pcs/Reel
AiT provides all RoHS Compliant Products	

PIN DESCRIPTION



FEATURES

- Extremely small surface mounting type
- Extremely Fast Switching Speed
- Extremely Low Forward Voltage:
0.5V (max) @ $I_F = 200\text{mA}$
- Low Reverse Current
- Available in SOD-523 package

APPLICATIONS

- Low current rectification and high speed switching



ABSOLUTE MAXIMUM RATINGS

$T_A = 25^\circ\text{C}$

V_R , DC reverse voltage	30V
I_O , Mean rectifying current	200mA
I_{FSM} , Peak forward surge current ^{NOTE1}	1A
T_J , Junction temperature	125°C
T_{STG} , Storage temperature	-40°C ~ +125°C

Stresses above may cause permanent damage to the device. These are stress ratings only and functional operation of the device at these or any other conditions beyond those indicated in the Electrical Characteristics are not implied. Exposure to absolute maximum rating conditions for extended periods may affect device reliability.

NOTE1: 60Hz for 1cycle.

ELECTRICAL CHARACTERISTICS

$T_A = 25^\circ\text{C}$

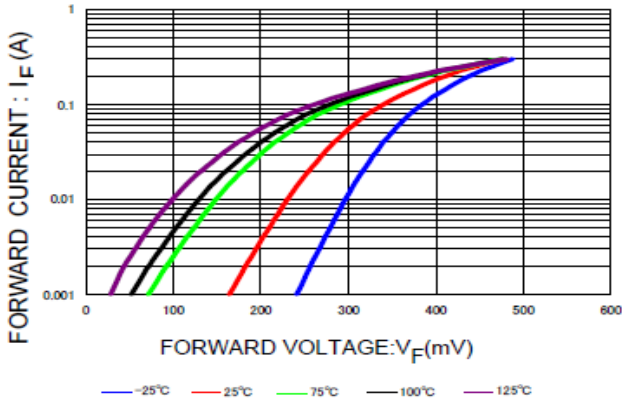
Parameter	Symbol	Conditions	Min.	Typ.	Max.	Unit
Forward voltage	V_F	$I_F = 200\text{mA}$	-	-	0.50	V
Reverse current	I_R	$V_R = 10\text{V}$	-	-	30	μA



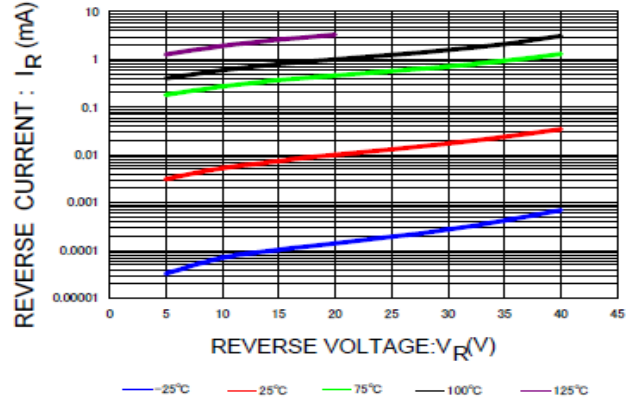
TYPICAL CHARACTERISTICS

$T_A = 25^\circ\text{C}$

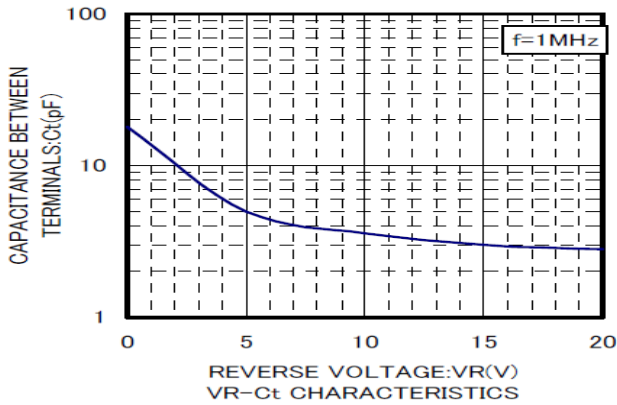
1. Forward characteristics



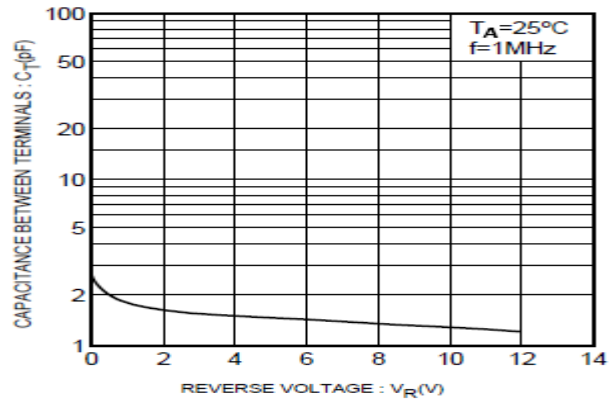
2. Reverse characteristics



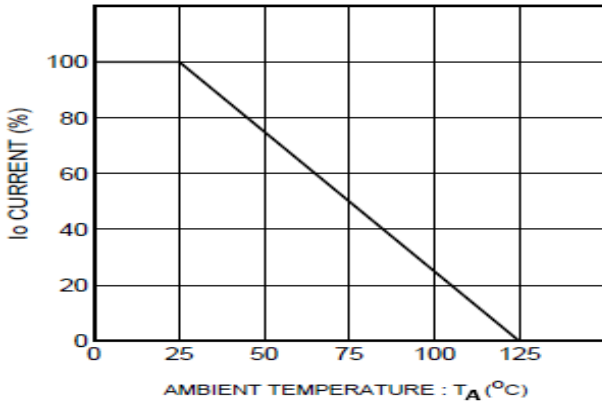
3.



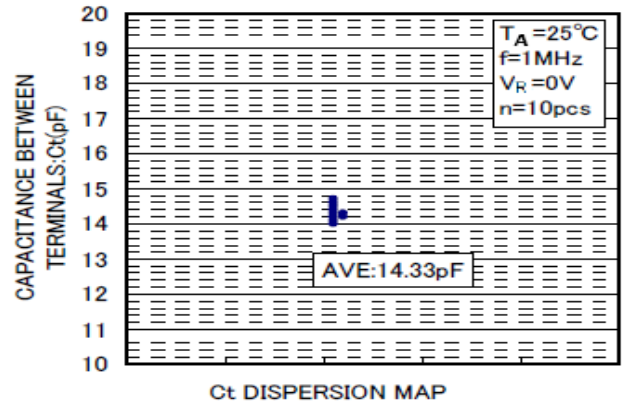
4. Capacitance between terminals characteristics



5. Derating curve (mounting on glass epoxy PCBs)

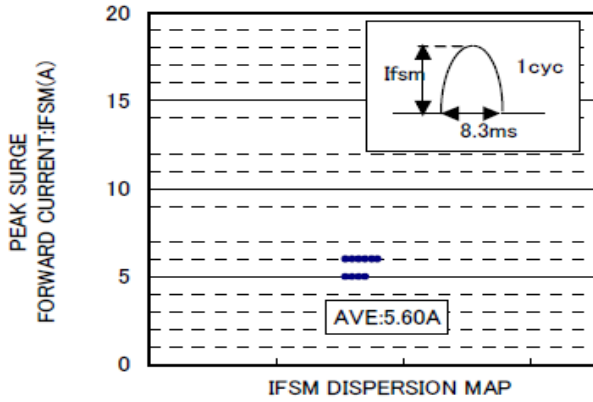


6.

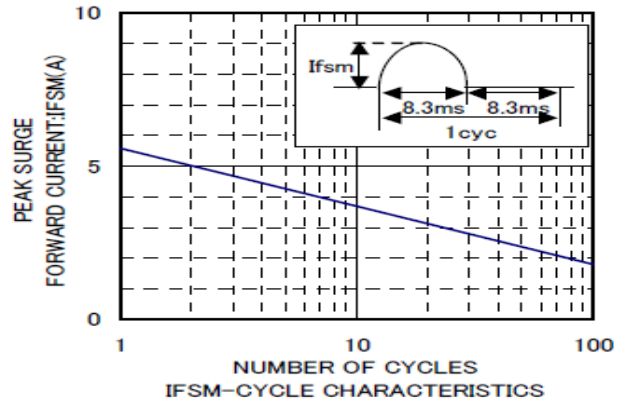




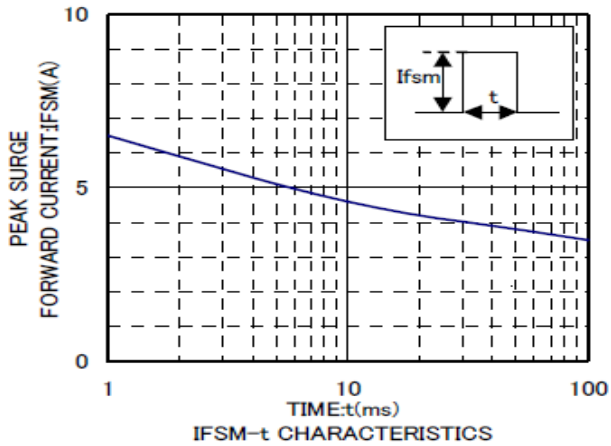
7.



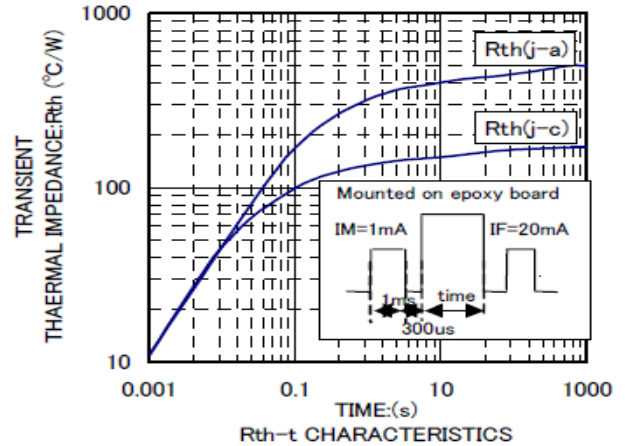
8.



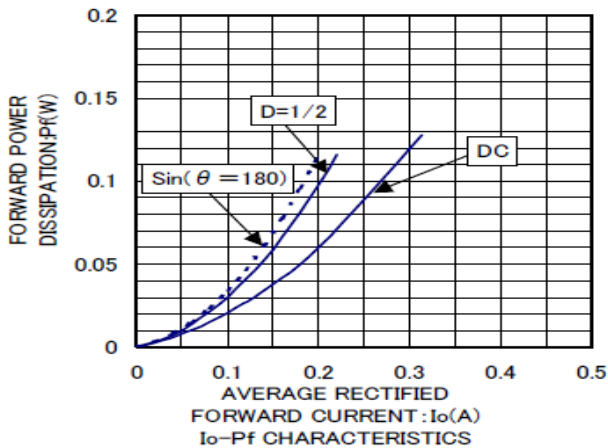
9.



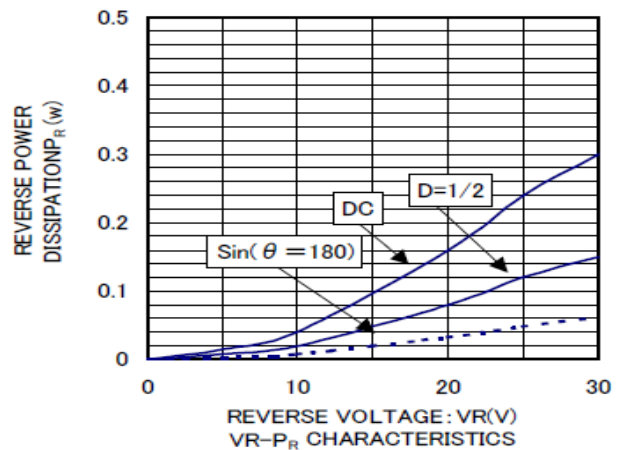
10.



11.



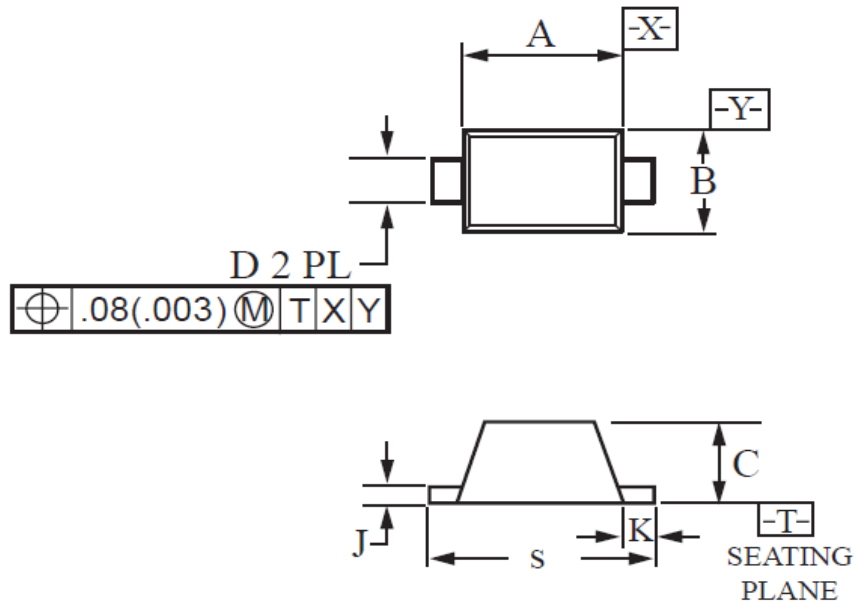
12.





PACKAGE INFORMATION

Dimension in SOD-523 Package (Unit: mm)



DIM	INCHES		MILLIMETERS	
	MIN	MAX	MIN	MAX
A	1.10	1.30	0.043	0.051
B	0.70	0.90	0.028	0.035
C	0.50	0.70	0.020	0.028
D	0.25	0.35	0.010	0.014
J	0.07	0.20	0.0028	0.0079
K	0.15	0.25	0.006	0.010
S	1.50	1.70	0.059	0.067



IMPORTANT NOTICE

AiT Semiconductor Inc. (AiT) reserves the right to make changes to any its product, specifications, to discontinue any integrated circuit product or service without notice, and advises its customers to obtain the latest version of relevant information to verify, before placing orders, that the information being relied on is current.

AiT Semiconductor Inc.'s integrated circuit products are not designed, intended, authorized, or warranted to be suitable for use in life support applications, devices or systems or other critical applications. Use of AiT products in such applications is understood to be fully at the risk of the customer. As used herein may involve potential risks of death, personal injury, or severe property, or environmental damage. In order to minimize risks associated with the customer's applications, the customer should provide adequate design and operating safeguards.

AiT Semiconductor Inc. assumes to no liability to customer product design or application support. AiT warrants the performance of its products of the specifications applicable at the time of sale.